

UNIT 4 Growing and Changing

Lesson 6 A Butterfly and a Flamingo

Write a Comparison

Write several sentences to talk about how animals are alike and different. You may use the key words below.



Word Bank

egg, wings, insect, color

grow, hatch, born, change

alike, hard, different, pink

Organize Ideas

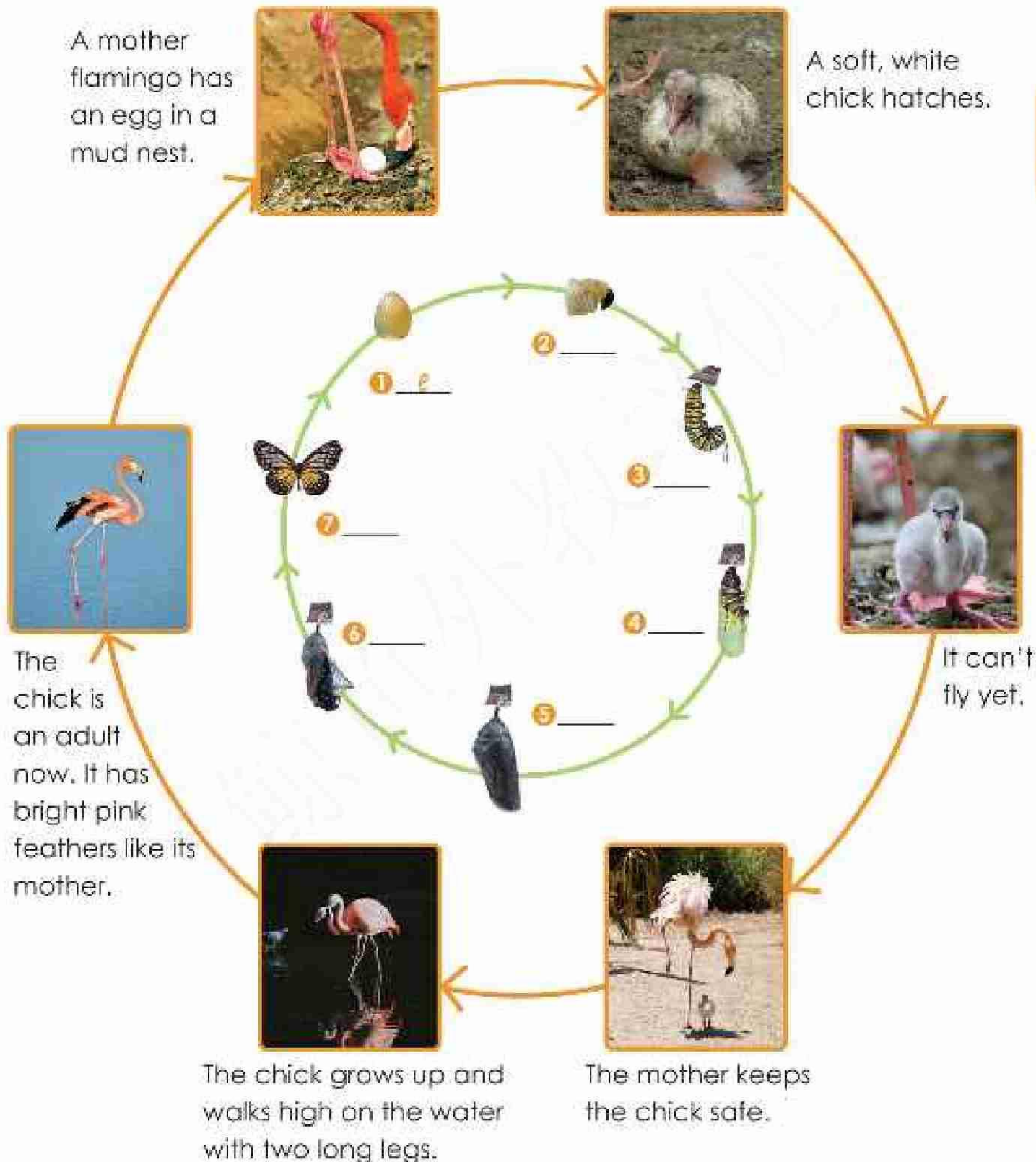
- Find the matching descriptions for each step to complete the Butterfly Life Cycle.
- Fill in the Venn Diagram to compare the growth of a flamingo and a butterfly.

- The caterpillar turns into a pupa.
- A caterpillar hatches from the egg.
- The butterfly flies away.
- The caterpillar makes a chrysalis.
- A butterfly starts as an egg.
- The pupa turns into a butterfly.
- The caterpillar hangs from a plant.

GO ON →

UNIT 4 Growing and Changing

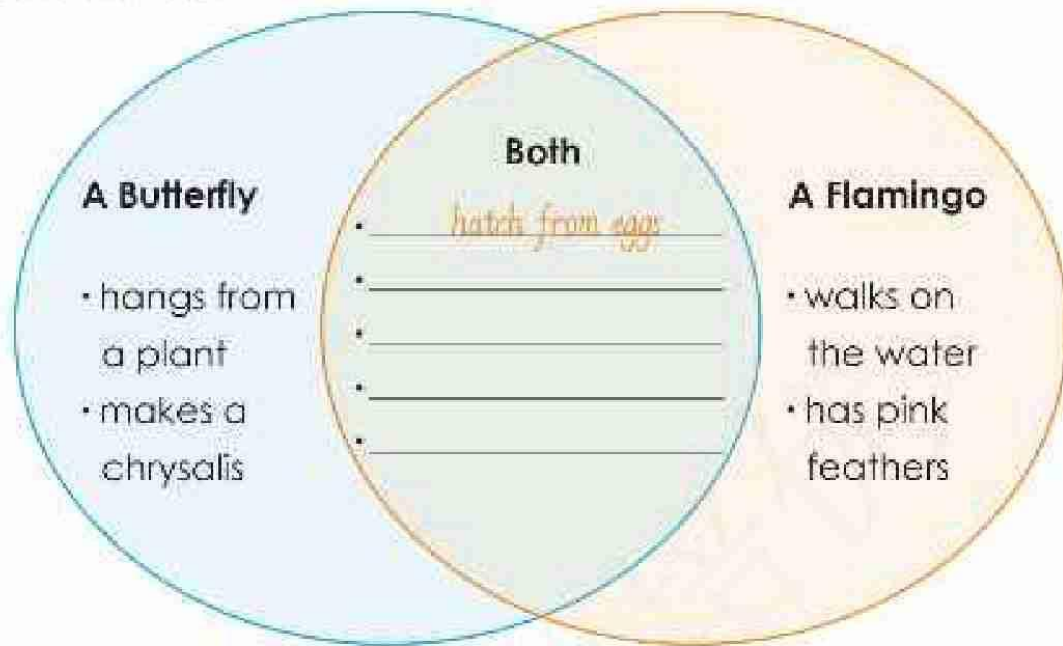
PART 2



UNIT 4 Growing and Changing

PART 2

Venn Diagram



2 Finish Writing

- Collect information from the Venn Diagram.
- Write the similarities and differences between a butterfly and a flamingo.
- Check your words after writing.

A Butterfly and a Flamingo

by _____

A butterfly and a flamingo are alike.

They both _____.

A butterfly and a flamingo are different.

A butterfly _____.

A flamingo _____.



Take a photo and upload it to WE platform.

GO ON →

UNIT 4 Growing and Changing

3 Self-Evaluate

• Use the Writing Rubric to check and self-evaluate your writing.

Writing Rubric

1 I wrote about _____

2 I organized my ideas in a Venn Diagram.

yes

no

3 My ideas were clear.

yes

no

4 I checked my words.

yes

no

5 This is the best part of my writing:

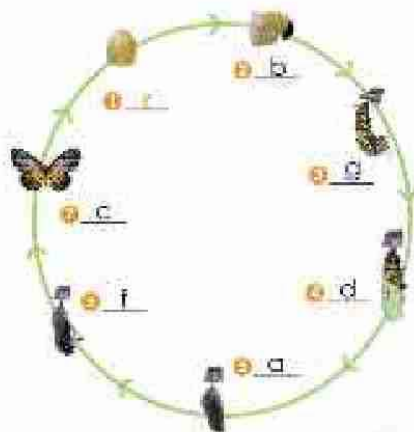
What do you think about your writing?
Choose a face to color.



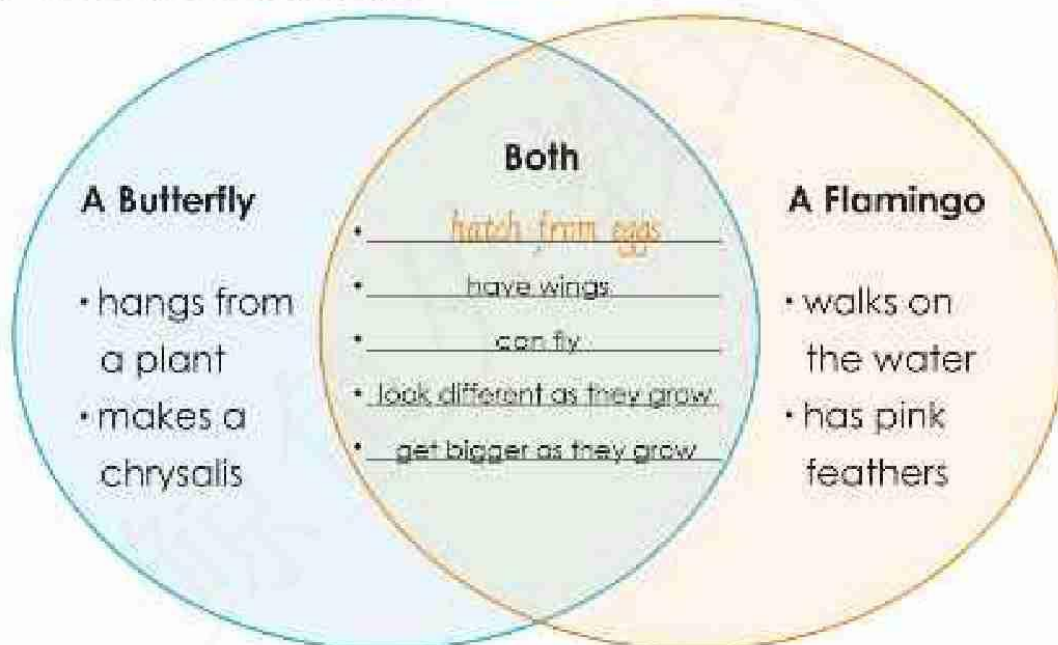
Answers for Reference

Lesson 6

P119.



P120. Possible Response:



A Butterfly and a Flamingo

by Lina

A butterfly and a flamingo are alike.

They both hatch from eggs.

A butterfly and a flamingo are different.

A butterfly hangs from a plant.

A flamingo walks on the water.